

Describing: Cues Visuals



Shape




Parts



Place



Group



Size



Taste



Made of



Feel



Action

Questions to Ask

What shape is it? What parts does it have? Where would you find it? What group does it come from?

What size is it? How does it taste?

What is it made of? How does it feel?

Describing Games

1. I Spy- Play I spy together and describe the item using the describing cues

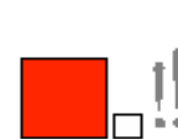
2. Look at pictures in a book and practice describing pictures on the page using the describing cues.

3. Draw a picture on a piece of paper and describe it using the cues to your child. They must then draw it as you say. Swap and get them to describe your picture.

4. Tell me a story. Ask your child to make a story and use as many describing words as you can.

5. Read sentences in books together. Add a describing

Adjectives: Describing Words




huge



shiny



magnificent



beautiful




scruffy



slippery



slimy



tiny



happy



mischievous



bright



caring



spooky

Why work on describing?

This can help improve your child's vocabulary and how easily they can think of words you want to say (word finding).

Using lots of adjectives (describing words) will improve your children's writing and storytelling skills.

(If you have any concerns about your child's vocabulary or word learning skills please discuss this with your child's class teacher)

Improving Children's Describing Skills

